

Pastel Artists.Ca

PASTEL ARTISTS.CA

A COMMUNITY OF PASTEL ARTISTS

“Purely Pastel”

www.pastelartists.ca


February, March, April, 2016



Joan Larson - *Free Spirit*



Karin Richter - *Enjoying the Sun*



Dave Beckett - *By Still Waters*



Roberts Combs - *Fifteen Minutes of Fame*



Margaret Ferraro - *Noonmark*



Trish Acres - *Plum Tea*



Kim Martin - *One Canadian Lynx*



Pastel Artists.Ca

was founded in 1989. First known as Pastel Artists of Ontario, Canada, the name was changed in May of 2003 to Pastel Artists Canada. In August, 2007 it was incorporated under its present name, Pastel Artists.Ca., still expressed as Pastel Artists Canada.

Pastel Artists.Ca (PAC) is a mentoring organization and as such we encourage artists at any level to participate in our activities.

Learning and Fellowship Opportunities

If you are looking to improve your skills or knowledge of the pastel medium, PAC offers:

- workshops with well-known instructors
- local one or two-day member paint-ins/outs

Public Appreciation

PAC sponsors three shows a year:

- Members' Show - open to members at any level
- Annual Juried Show - entries are selected by a judge
- Online Members' Juried Exhibition

Recognition

PAC offers two levels of accomplishment:

- Signature status (PAC)
- Master status (MPAC)

Newsletter and Website

Our quarterly newsletter and our website offer:

Marketing Opportunities

- posting of your teaching workshops
- advertising solo shows
- noting acceptance into various exhibitions

Information Resources

- upcoming national and local events
- tips on painting and framing
- new products or marketing information

Affiliations

- Pastel Society of Eastern Canada (PSEC)
- International Association of Pastel Societies (IAPS)

Membership is based on the calendar year and renewal is due on January 1st. New members joining after September 1st will have the following calendar year included with the initial membership fee.

Annual Membership: Basic \$50 CAD/Premium \$80 CAD
Outside Canada: Basic \$60 US/Premium \$90 US

Annual membership fees can now be paid using PayPal.

PAC Contacts

Ruth Rodgers, Halfmoon Bay, BC 778-458-2011
Director, President rodders.ruth@gmail.com
Workshop Coordinator, West

Kathy Hildebrandt, Calgary, AB 403-239-6127
Director, Vice President khilde@shaw.ca
Submission Coordinator

Christine Brutin, Simcoe, ON 519-428-5151
Director, Secretary cbrutin@kwic.com

Philip Allanson, Flesherton, ON 519-924-2202
Director, Treasurer philip.allanson6@gmail.com

Heather Laws, Toronto, ON 416-948-9236
Director, heather@lawsporraits.com
Exhibitions Coordinator

Gloria Burgoin, Ancaster, ON 905-648-6730
Membership & Archives gburgoin@sourcecable.net

Jane Gardner, Maple Ridge, BC 604-467-6904
Website Editor/Painting Challenge Coordinator
janegardnerbusiness@gmail.com

Trish Acres, Barrhead, AB 780-305-3041
Website Editor trishacres@gmail.com

Kim Martin, Utopia, On 705-737-4806
Promotions Coordinator kim@kimmartin.ca

June Gauthier, Flesherton, ON 519-924-2202
Newsletter/Update Editor jgautpac@gmail.com

Fred Fielding, Buffalo, NY 716-597-1785
Workshop Coordinator, East pffielding@gmail.com

Maureen Dorinda, Picton, ON 613-476-1480
MPAC Coordinator maureen.dorinda@sympatico.ca

Jennifer Ross, Port Perry, ON 905-985-3295
DVD Librarian Jennifer@croftbeg.com



From the President's Easel

By Ruth Rodgers, PAC, MPAC

The year ahead will be so exciting for pastel artists in Canada! Our "ICAN Pastel" **conference (May 30-June 3)** will be the first time in many years that a pastel-focused conference will be held in Canada. As well, our physical juried exhibition will run for three months (**May 7-August 6**), an unprecedented length of time for one of our shows, at the same location as the conference (the beautiful heritage buildings of the Aurora Cultural Centre in Aurora, Ontario). We'll mount our usual online juried show next fall, but have added an **additional online competition** for the covers of the conference guide (see the calls for submissions for this and the physical exhibition on the PAC website).

This newsletter contains information about the conference, including a draft schedule of sessions and events (confirmed copy to be posted on the PAC website), conference costs, accommodation suggestions, links to information about Aurora, and several articles about how to make the most of conference and workshop experiences. I hope this information will support your travel planning and get you excited about this event.

Our conference processes will be based on the *International Association of Pastel Societies* (IAPS) model, BUT you, as a PAC member, will have access to all the plenary events (including a welcome reception, a "paint-along" with four award-winning artists, an exhibition "walkabout," and a seminar on framing) for free. The Pastel Artists Canada will cover all these basic costs for our members, but we will charge a \$50 base conference fee for non-members - which is, not coincidentally, the cost of a PAC membership, which we hope will encourage folks to become members if they plan to attend the conference. Members will pay **only** for the sessions they select, so you can choose how many days/sessions you wish to attend and control your own conference fee. Select and pre-register for as many sessions as you wish, at the following rates:

Two-hour demonstrations \$50 (approximately 10 to choose from)
½ day hands-on workshops \$75 (6 to choose from)
Full day hands-on workshops \$150 (6 to choose from)

As well, a banquet is planned for one evening, including a speaker, at a cost-recovery rate (approximately \$40 per person, to be confirmed). Non-conference attendee guests are welcome to attend this banquet by purchasing a separate ticket. Conference attendees often bring along non-painting partners to this enjoyable event, which will include some great prizes and recognition of our signature-status members.

A registration system for the conference is being developed, and more details will be sent out in a PAC update and posted on the website.

We are very proud and excited to be offering so many opportunities to mingle with, connect to, and learn from pastel artists from across the country.

Hope you'll join us!
Ruth

The exhibition at the conference:

Our 2016 physical juried exhibition will open on May 7, 2016 and run to August 6th at the Aurora Cultural Centre, but our opening reception and award ceremony will be on Saturday May 28th. Plan your ICAN Conference attendance (May 30-June 3) to include this event which will also kick-off our conference time. Juror Dave Beckett will be in attendance to give out the awards and there will be a great silent auction of pastel supplies.

Submission deadline March 27, 2016 - see more details at: www.pastelartists.ca

The conference guide cover competition:

We are running an additional online competition this year, for the front and back covers of the conference guide (one image for the front, four for the back). The details are at www.pastelartists.ca, but the key factors for selection are that the images are in a VERTICAL orientation (as opposed to horizontal), and are designed to allow for the inclusion of easily readable text. While there is not a cash award for winning, your image will be "the face" of the conference - a great addition to your portfolio! Submission deadline March 1, 2016

Please note that you MAY submit images previously submitted to PAC shows but NOT if they have previously won awards. Also, you may NOT submit the same images to this competition AND the 2016 physical juried show taking place during the conference.

Member News

Kathy Hildebrandt, ASA, SCA, PAC, AFCA, MPAC, PSA, IAPS/MC, will have her work featured in both the 2016 February and April issues of the *Pastel Journal* magazine.

Several of her pastel paintings will be featured in the February issue in an article that focuses on the still life genre that incorporates toys and other memorabilia. *Crash Landing* is one of the works included in the article.



In April, her work, along with an accompanying article, will be included as the First Place winner in the *Still Life & Floral* category of the Pastel Journal 100 competition. Her painting, *Things Go Better With* was selected from more than 2500 entries received in 5 categories.



Kathy is also very honored to have been inducted into the Master Circle of the International Association of Pastel Societies (IAPS). Entrance into this prestigious group is earned by successful entry into their exhibitions which features pastel artists world wide. Kathy will receive her Master Circle medallion at the IAPS convention in 2017.

Roberta Combs, SFCA, PSA/MP, MPAC, CIPA/F, NPS, PAC, IAPS/MC, won Fourth Place in the *Portrait category* of the Pastel Journal 100 competition for her painting *Tired of Waiting*.

Roberta's painting *Fifteen Minutes of Fame* (see front cover) is now on display at The Butler Institute of American Art in Youngstown, Ohio. The painting was selected by officials of the Institute from the Pastel Society of America's Annual Exhibition, *Enduring Brilliance* in New York to be exhibited from December, 2015 through February, 2016.

Roberta is the only Canadian to hold a Master Status in the Pastel Society of America.

Let it Shine

by Roberta Combs

Still life painting often includes an element of glass or metal objects. These may or may not be the focal aspect but their presence is key to holding the composition together. They will often carry the light and color throughout the painting by their wonderfully reflective qualities. In my Demo, Let it Shine, I will talk about the fun I have painting the details that make a still life painting sparkle with the interest these surfaces contribute.

To aid your selection of a Demo or/and Workshop at the ICAN Pastel Conference.

The paintings on the front & back cover are the work of the artists who will give workshops and demos at the conference.

The artists' websites are listed on page 11.

Make your decisions early before they fill up.

Pastel Artists.Ca
'Purely Pastel' 25th Annual Open Juried Exhibition 2016
From Heather Laws, Exhibitions Coordinator

I am pleased to announce that the Pastel Artists of Canada will now be accepting submissions for our 25th Annual Open Juried Exhibition, 'Purely Pastel'. The exhibition and sale dates will run from Saturday, May 7th to Saturday, August 6th, 2016 at the Aurora Cultural Centre, Aurora, Ontario.

Our Juror will be Dave Beckett of Orillia, Ontario.
<http://www.davebeckettartcanada.com>

The following are some important dates to remember:

Entry Deadline: March 27, 2016

Notification of acceptance: April 10, 2016

In-Take Day: May 2, 2016

Opening Reception: May 28, 2016 from 1pm to 4pm

The Aurora Cultural Centre is an 1886 heritage building, newly renovated and transformed into a centre for the arts, culture and heritage. The centre contains three galleries, The Blue, The Meridian and The Great Hall Gallery. Our show will hang in the Blue and Meridian Gallery, both are located on the main floor. This is the largest and most beautiful cultural centre in Southern Ontario.

<http://auroraculturalcentre.ca/about-us/>

Download the Call for Entry Guidelines at:

<http://pastelartists.ca/contents/25th-annual-open-juried-exhibition>

or

<http://pastelartists.ca/news>.

An additional Request:

As noted above In-Take day will be Monday, May 2nd. **May 3rd and 4th** will be days set aside to hang the show. I am looking for volunteers to help on these two days. The Galleries are quite large, together they hold 70 paintings, even more if we hang Salon style. **Please contact me if you are available to help.** Your participation will be greatly appreciated. The hours will be from 10am to 4pm. If you are only available for a few hours that will be great too! The more hands the lighter the work.

Thank you and Happy Painting!!

Heather Laws
Exhibitions Coordinator

Contact me at: heather@lawsporraits.com

Our Juried Exhibition will hang in the Aurora Cultural Centre, for 92 days from May 7th to August 6th, 2016.

When I made my proposal to the ACC for space to for our 2016 Juried Exhibition, I focused on educating the public on the history of pastel and its many merits as a unique art form. As a result, the ACC has asked if any PAC members would be willing to make creative, educational contributions throughout the duration of the Exhibition.

These contributions can be anything from:

1. simply acting as a "visiting artist" (or docent), for a couple of hours
2. conducting a short demonstration
3. short lecture and gallery talks to visitors and ACC members.

The demonstrations or talks would take place within The Meridian Gallery located on the main floor right next to the main entrance. The ACC is prepared to aggressively promote such events within the local community, over and above our own promotion efforts outside the community. These educational contributions will be part of the ACC's **Ways of Seeing Education** program.

To date we have booked only one session on the evening of June 1st.

The dates available for those wishing to participate, are Wednesday, June 8,15,22,29 and July 6,13,20,27. The time slots for these days are either in the afternoon from 1 to 3pm, or Wednesday evenings from 6 to 7pm.

Please keep in mind that these contributions are on a voluntary basis only.

Members wishing to contribute can email their proposal to me at: heather@lawsporraits.com.

I will forward to the ACC for approval. Also if you have any questions please do not hesitate to contact me.

In conclusion, the ACC is an exceptional venue with access to a large sophisticated audience. With the support of our membership, it will be a resounding success. The combination of art and public education will serve to engage the public and translate into a unique exhibition and heightened profile for our group.

The Conference Experience

By Roberta Combs, SFCA, PAC, PSA, CIPA, NPS, MPAC

Imagine an entire building full of people who love art, who love *talking* about art, who particularly love pastel art and who are willing to share everything they know about it and are focused on everything you have to say about it..... all day long. Those of us who have been to a Conference know the euphoria of total pastel emersion with like-minded people. At Pastel Conference you have something in common with every person there.

Painting can be a rather solitary business. Even though many of us belong to clubs or societies the meetings are infrequent and the real work is done alone in our home studios. A conference experience is an opportunity to create social and artistic contacts outside of your immediate area. Artists have come from far and wide to show you their approach to pastel painting and share their techniques first hand. This is a rare opportunity to choose any number of workshops and demos given by artists you may never have had in your area. They are attended by artists you have seen in shows and magazines and have admired their work and successes. At these conferences you find them accessible, friendly and willing to share what they know to help you move toward your own goals and successes. Talk about revving up your artistic engine!

To make the most of the conference you attend, review the information you receive in advance carefully. You will be able to look at the websites of the people offering workshops and demos.

A workshop will offer you an opportunity to work side by side with the instructor. You will receive personal attention regarding the development of your painting as well as have your questions and concerns directly addressed. You will have a close up view of the artist choosing pastel brands and colors and listen to their reasons for this. Tools, tricks and choices will be explained as well as guidance to improving your specific concerns regarding the direction of your own painting. The taking of notes and even the possibility of photos will insure you can access the progression after the Conference is over.

A demo will allow you to watch an artist paint a picture. This will often be a simple or smaller painting as the two to three hour period is normally insufficient to compete a painting. Insights to planning, approach, and detail will be shown to you. Usually you will be able to ask questions during and/or after the session. Whether or not the artist is painting in a style similar to yours, you are privy to how a successful artist approaches a painting and proceeds to the completion point. There is always some aspect of this that results in a "lightbulb" moment and the notes you take will encourage you to perhaps apply a new element to your own work.

Because these are the primary features of an art Conference, it is important that you book your workshop and demo choices as early as possible to avoid the disappointment of missing the opportunity.

When you know your workshop/demo schedule, you can plan the rest of your time to be sure you don't miss anything. Artists meet for coffee in the morning and enjoy the company of artists from other cities. It's a great place to exchange ideas and learn how others promote themselves. You can look forward to seeing any number of plein air painters on the grounds and are welcome to join them if you have time. I've enjoyed watching the Paint-Around event where several artists move clockwise at intervals to add their touch to one of several paintings in progress. The Meet and Greet Cocktail Social makes it easy to talk to everyone and to socialize with your favourite artists and instructors. There is often a trade fair with great prices and promotional offerings that are hard to resist.

Some conferences offer a lively panel discussion that give you an opportunity to ask any art related questions of any of the artist on the panel. All questions leading to their roads to success are fair game!

The Conference Dinner is another highlight. Good food, wine and new friends are just part of it. Awards are presented, plans and events in the pastel world are discussed and possibly an auction of the coveted Paint Around paintings provide entertainment.

Even now there are busy, enthusiastic people organizing events that will entertain you, educate you, and entice you. If your time permits, volunteers are needed to make sure everything runs smoothly. This is a great way to make the most of meeting people and making connections. I have found it to be a rewarding experience that situates you in the circle of people who make things happen in the world of Art.

Conferences are very special events that can change the way we think about how we approach our art or refresh our enthusiasm or make us ask more from ourselves to reach higher. At the very least, it reminds us of why we want to belong to that very exclusive group called PASTEL ARTISTS.

While at the ICAN Pastel Conference why not Visit Beautiful Aurora!

Extend your stay, or pace your attendance at the conference to take in a few of the local attractions.

Aurora, Ontario is a medium-sized city located north of Toronto and less than an hour's drive to the big city. It is surrounded by the towns of Richmond Hill, Whitchurch-Stouffville, Newmarket, and King in a lovely country setting. The town was incorporated 153 years ago, and features many beautiful heritage buildings, including the Aurora Cultural Centre where our conference will be held. Various local museums hold collections of long-ago artifacts for history buffs, and the nearby Oakridges Moraine features a vast network of trails for the hiker. Drop into the modern aquatic centre for a swim. Or catch a show put on by the Marquee Theatrical Productions!

For updated information, visit <https://www.aurora.ca/thingstodo/Pages/Things-to-do.aspx>

A Few Plein-aire Locations to Explore



Merlin's Hollow features four unique gardens, including a rock and water garden. More than 1,500 species of plants and flowers are on display. Horticulturists and photographers will delight in the garden sculptures and flowers in bloom.



The **Petch Log House** belonged to the Petch family, who emigrated to Aurora from Yorkshire, England in 1818. Restoration and relocation of the structure to the Auroran Arboretum grounds began in 2011.



Charles Henry Sheppard House

Built in 1921, the Charles Henry Sheppard House has an outstanding arts-and-crafts style. The property is now managed by the Lake Simcoe Region Conservation Authority.



Hillary House, home of the Koffler Museum of Medicine, is a National Historic Site. Built in 1862, it is recognized as one of Canada's best examples of Gothic revival architecture.

Accommodations:

We have reserved a block of excellent double rooms at the Best Western Hotel in Newmarket, Ontario.

This hotel is the "name-brand" hotel closest to our venue, but a car/taxi will still be required to get to and from the conference. Car pooling is recommended.

The reservation code is "Pastel Artists Canada." (<http://book.bestwestern.com/bestwestern/CA/ON/Newmarket-hotels/BEST-WESTERN-Voyageur-Place-Hotel/Hotel-Overview.do?propertyCode=66065>) at \$115 a night during the conference week - May 29 to June 2, 2016.

There are also several bed & breakfast locations within driving distance: http://www.bbcanada.com/ontario/york_durham_hills_of_headwaters/aurora or you might search www.airbnb.ca for more options..

Also at the Conference:

Plan to attend the Banquet:

We are still finalizing our banquet plans, but we CAN tell you that IAPS President Liz Haywood-Sullivan has donated a complete set of her books and videos to be raffled off at the banquet! These items are among the very best resources for contemporary pastel artists, and are much prized by those who have them. Win your own copy at the banquet!

As well, PAC President Ruth Rodgers will present her illustrated lecture "The Potential of Pastel" and show a short video on the history of Henri Roche Pastels after the meal.

Bring your Art Supplies:

If you are registering for any hands-on workshop sessions, you'll need to plan to bring a portable easel, a drop-cloth for the floor underneath your station, and all the supplies specified by the artist with whom you are studying.

However,

we have arranged for **Studio Six Art Supplies** to set up a pop-up shop on site on the Monday morning of the conference and we will forward all the artists' supply lists to Studio Six, and encourage the artists to create lists of specific pastel colours recommended for their sessions. These will be available as boxed sets for pre-order, and a limited assortment of individual pastel sticks will also be available. Sanded pastel paper and some pastel-related books and videos will also be for sale. The shop will be able to manage exact change cash, plus cheque and credit card sales.

If you have free time during the conference, a drive to nearby Markham to visit Studio Six's store (157 Denison St., Markham) would be a worthwhile road trip!

I've Picked my Pastel Workshop – Now what do I do?

By Kathy Hildebrandt ASA, SCA, PAC, MPAC, AFCA, PSA, IAPS/MC

You did it. You've selected the workshop you want to participate in and just can't wait until you too can paint exactly like the instructor you've admired for some time.

It's amazing how many people might have that expectation when they sign up for a workshop. I know I did when I took my first few workshops. Even after a few, I knew it wouldn't happen but I still hoped. It took awhile to realize that so long as I learned something new and tried to put into practise what the instructor was teaching, that I was getting value out of the experience. Having been on both sides, here's my list of do's and don'ts and what you should reasonably expect from your workshop experience.

Do's

- Set your expectations. If you are taking a workshop in a style that is similar to what you already paint in, expect to learn some tips and tricks. Or maybe it's just a confirmation that the approach you use is a valid one. If the workshop is in a style you aren't accustomed to, realize that you may feel lost and not "get it". That's okay, learn what you can and if it interests you there is plenty of time after the workshop is over to "get it".
- Read the supply list but don't go overboard trying to stick to it. Each instructor has their favourite supplies, just as you do. Most workshop instructors will list a few "required" supplies and recommend others. If you get a long list of things that are considered required and you don't currently have them, ask yourself if these are something you will be able to use after the workshop is over. The one exception to this suggestion might be the type of paper.
- Come prepared. Will you be painting from a model or photo reference? Will you be doing a wet underpainting. What size of support will you be working on? Read the workshop description thoroughly and be prepared.
- Bring the supplies you are comfortable with. While there may be reasons why you need to use unfamiliar supplies (ie: watercolour underpainting, fixatives, etc) use the tools you are comfortable with. If you are more comfortable painting with harder sticks, bring them. If you try working with supplies you aren't comfortable with, chances are you aren't going to be very successful.
- Be willing to experiment and stretch yourself. This may seem to contradict the above but only you can determine how far away you are willing to stretch from your norm. Workshops are the time to experiment but they are also a time to learn or reinforce your knowledge.
- Be on time. If the workshop starts at 9:00 be there beforehand and be ready to go. Don't expect the instructor to repeat things if you weren't present, for whatever reason. Delays are sometime unavoidable, but that is your issue, not the instructor's or the rest of the class. Be back on time from breaks.
- Ask the instructor if it is okay to photograph/video the demonstrations and respect their decision. Even if they say it is okay, it isn't okay to block someone else's view or to ask the instructor to move or stop so that you can get your shot. Use a zoom lens, avoid flash and turn the shutter sound off on your camera if possible. Remember, others are trying to get their shot too!
- Take notes.
- Ask questions but don't hog the instructor's time or attention. Try to ask questions that others may be having too. While not as common with pastels, don't ask the instructor what color they used or the brand. This is most instructors least favourite question! Chances are they won't be able to answer specifically. Look at their palette after the demo or during a break and ask if appropriate. Everyone's palette is different and having that one color, or one pastel, isn't going to turn your painting into a masterpiece!!
- Clean up after yourself.
- Talk to the facilitator or instructor if others are talking or creating a disturbance. It isn't and shouldn't be up to you to correct other people's behaviour during the workshop but it is your right to have an enjoyable experience.
- Return things that you may have borrowed. Some instructors are reluctant to lend out their supplies with good reason. Whether you are borrowing from the instructor or another participant always make sure to return the item.
- Let the instructor know if it's okay for them to work on your painting or if you don't want them to touch it. Some participants don't want others to touch their work, which is perfectly okay and instructors will respect your wishes.
- If you use the instructor's reference image, ask permission, if applicable, to sell the painting you created. It is the instructor's prerogative to say no as it may have been an image that they have already used. It is never okay to enter a workshop painting into an exhibition or competition.
- Be respectful of the instructor and others in the workshop. Don't contradict the instructor – if you have a difference of opinion or knowledge either talk with them privately or ask why.

Don'ts

- Don't expect to produce a masterpiece, or even a relatively good painting. That isn't what taking a workshop is all about. It is about learning and stretching yourself. If you produce something you like and are happy with great but the key point is to learn something, even if that something is that you don't like/want to paint that way.
- Don't just paint in the same style as you normally do, try to paint what the instructor is teaching. There is no point in spending your time and money in a workshop where you paint like you always do instead of trying how the instructor has suggested. This happens a lot!!
- Don't bring every stick of pastel you own!! If you know what you will be painting, pre-select the colours and values you think you will need with a few more thrown in for good measure.
- Don't forget something to clean your hands with.
- Don't talk during the shared instructor time. If the instructor is doing a demo, DON'T engage in a conversation with your neighbour. It is disrespectful to the instructor and everyone else in the class paid the same amount as you to participate, they didn't pay to hear you talking to others.
- Don't enter any paintings you did in a workshop in ANY competitions, even if the instructor didn't touch your painting. Most competitions have strict rules on this.
- Don't offer extensive advice to other workshop participants, that's the instructor's job. Giving friendly advice or answering simple questions is fine, but don't assume the role of instructor.
- Don't compare your work to others. This is the single most important thing to remember. Everyone comes into a workshop with different skill levels, abilities and styles. It is important to never compare your work to others but especially during a workshop.

The main thing to remember about the workshop experience is to enjoy yourself and the process. It's a great opportunity to learn from others and even though you won't walk away being able to paint exactly like the instructor you will gain a better insight on how they do it.

Improve Your Portrait Skills Workshop

By Roberta Combs, SFCA, PAC, PSA, CIPA, NPS, MPAC

A portrait can be an intimidating subject to attempt. It is definitely one area of art that is judged most critically by both your peers and non-artists. There are rules and guidelines that govern a physically successful portrait, but how to get that spark of life that makes it stand out is the real question.

At the PAC Conference this will be an aspect I will discuss in my [Improve Your Portrait Skills Workshop](#). Whether you are in the novice category or have some experience, expect to be directed to ask more from yourself in this workshop. You will be guided and challenged to look deeper and refine more in order to improve your present level of portrait painting. You have more to give and better work waiting to be painted and this is where you will be asked to envision this.

Pastel is a perfect medium for this subject. As always, your supplies and tools are essential to your success. I always say "If your paper and supplies are mediocre in quality, the best painting you can produce will be mediocre." It is better to have less of a fine quality than lots of a poor quality. You don't want to set yourself up for disappointment by not being able to experience what you can accomplish with pastels.

Each stage of the painting will feature a short demo showing the approach the instructor takes. You will not be pressured to fully complete a portrait in this limited time. It is more important that you absorb the information and practise the application that is shown in order to apply it to your portrait painting.

Although it is only a one day workshop for such a demanding subject, you will find yourself assessing your future portraits in a more critical way and will feel more confident about your approach and your ability to gage your progress as you paint.



More Member News

PAC's Facebook Page

As most of you already know the PAC has been active on Social Media for over two years now. Our Facebook group page has a growing presence with almost 400 members from around the world. First and foremost the purpose of this group is to promote fellowship among pastel artists. Artists may share images, techniques, workshop, and exhibition announcements and opportunities, news and studio tours, and personal triumphs and challenges as they relate to the medium of pastel.

For those of you who visit our page regularly you will be familiar with our "Artist of the Month" posts. Our member base is mostly international, however, in order to keep things "Canadian", the artists featured each month are those currently living in Canada. I would like to continue with this added feature and request that artists interested in the exposure and recognition to please contact me via: heather@lawsportraits.com. I ask that you send up to 10 images (low res JPEG files with size and substrate) If possible, please provide a few words of inspiration behind the creation of each piece. Please also send a short bio and/or artist's statement.

Our page is a great way to stay connected in our otherwise busy lives. I am writing to our membership in order to encourage those who have not yet joined our group. As the administrator of this page I would be happy to offer help and assistance for those who have not yet explored the option of social media. **Please visit the members page on our PAC website for the link to our Facebook page.**

Thank you and happy painting!!
Heather Laws

Pastel Artists Canada members, **Roberta Combs** and **Jane Gardner**, are excited to announce they are in the Blue Heron Gallery artists collective which is opening a gallery in Pitt Meadows, British Columbia. The Gallery show for the month of February will feature the artwork of Five 3-D artists and eleven painters which includes work by Roberta and Jane. The gallery will be open 7 days a week with special events and the exhibitors will have the opportunity to paint while they are volunteering in the gallery.




Lyn Thomas, one of the organizers and Roberta Combs painting the gallery in readiness for the opening on February 1, 2016.



Joan Lansdell's Show in the Summerland Credit Union, Summerland, British Columbia has a variety of paintings, including some encaustic but mostly pastels. The show will be on from January to the end of April, 2016.

Joan said, "I was thrilled that I sold a painting in the middle of hanging the paintings."



Meet Dave Beckett
Juror
25th Annual Open
Juried Exhibition
May 7 to August 6, 2016
at the
Aurora Cultural Centre
Aurora, Ontario

Dave Beckett's home and studio where he works and conducts workshops are near Orillia, Ontario. Numerous one-person and group exhibits have given him international recognition. His works have been featured in major art publications in Canada and abroad. Most recently he was selected to be included in a book published by "International Artist" ... titled, "Work Small, Learn Big" available on art-in-the-making.com. Dave has been recognized for his work by the Pastel Society of America (PSA) and the Pastel Society of Canada (PSC). His work is included in government, corporate and private collections in North America, the United Kingdom, Australia, New Zealand and Japan. "Coffee Time" (available in print), an original pastel painting, was selected for the 2008 Ducks Unlimited National Art Portfolio.

Most importantly to the artist is that his paintings and fine art prints works are enjoyed by the general public! "If I have projected a certain mood in my paintings that evokes emotion and leads the viewer to recognize the beauty that surrounds us, then I have succeeded."

ICAN Pastel Conference Artist Websites

Trish Acres - www.trishacres.weebly.com
 Marie-Helene Auclair - <http://www.mhauclair.com>
 Dave Beckett - www.davebeckettartcanada.com
 Christine Camilleri - www.christinecamilleri.com
 Sharon Fox Cranston - www.sharonfox.ca
 Roberta Combs - www.robortacombs.ca
 Margaret Ferraro - www.ferraro-art.com
 Lise King - www.kingframingandartgallery.com
 Joan Larson - www.joanlarson.com
 Andy McDermott - www.mcdermott-art.com
 Kim Martin - www.kimmartin.ca
 Clarence Porter - www.porter-arts.com
 Karin Richter - www.members.shaw.ca/karinrichter

Workshop Opportunity with Lisa Obers in Corbeil, Ontario!! August 13-18, 2016


Lisa is offering three workshops:

1. Realistic Still Life in Pastel: Saturday and Sunday: August 13-14
2. Realistic Pet Portraits in Pastel: Monday and Tuesday: August 15-16
3. Realistic Portraits in Pastel: Wednesday and Tuesday: August 17-18

Where: King's Framing & Art Gallery – 705-752-4211
 Fees: \$250.00 per workshops (Discount available for 2 or 3 workshops) For more information and to register for the workshops please visit:

<https://kingsframingandartgallery.com/catalogsearch/result/?q=Workshop+with+Lisa+Obers>

To learn more about Lisa please visit her website at: <http://www.lisaober.com>



Next Newsletter
Deadline
April 15, 2016

Have you renewed your PAC Membership for 2016? If not this will be the last 'Purely Pastel' Newsletter you will receive and your name will be deleted from the PAC News Update email list as of March 1, 2016. We hope you plan to stay with us.

Our next Newsletter will to out in early May and will be in your hands before the ICAN Pastel Conference in Aurora, Ontario. We hope to meet many of you there.

To enjoy the PAC Newsletters in full colour ask to be put on the Newsletter email list. You can still receive your printed and mailed copy as well but the email copy allows you to see the images on the inside pages in colour.

Contact me at: jgautpac@gmail.com.

Or by mail at: June Gauthier
 794166 East Back Line, RR3
 Flesherton, ON. N0C 1E0

Past "Purely Pastel" newsletters can be viewed on our website: www.pastelartists.ca


Planning to attend the PAC 2016 ICAN PASTEL Conference?

You will not want to miss the Paint-along:

We are excited to have the following four award-winning artists participating in our “paint-along” event scheduled for Monday, May 30th between 11:30 – 12:30. Andrew McDermott, Christine Camilleri, Clarence Porter, and Sharon Fox Cranston have agreed to take on the challenge of co-painting four works in this 60-minute session, observed by all our attendees! These four artists have compatible styles, and all have stellar reputations as pastel artists. To know more about each artist visit their website. Website addresses of all contributing artists can be found on the back of PAC 2016 DRAFT Conference Session Schedule enclosed in this newsletter.



Andy McDermott - *Soho*



Clarence Porter - *Plains Road Sunset*



Sharon Fox Cranston - *Well Situated*



Christine Camilleri - *Two Medicine Morning*

What is a Paint-along?

The artists will each start a work (based on their own photos) on identical supports for the first 15 minutes, then move to the next easel and continue the work they find there for 10 minutes, move on to the 3rd, and 4th works for 10 minutes each, and then return to their own works for a final 10 minutes. The resulting works are signed by all four artists and then sold via a silent auction (with a minimum bid for each work set by the artist) over the rest of the conference week. The artist who BEGAN and FINISHED the work will receive the total of the final silent auction bid for that work. If the minimum bid is not reached, the initiating artist will go home with a lovely souvenir of the event to keep or sell, as she/he desires.

We are grateful to these artists for responding to the challenge, and can't wait to see what they produce.