

# PASTEL ARTISTS.CA

A COMMUNITY OF PASTEL ARTISTS

*“Purely Pastel”*

[www.pastelartists.ca](http://www.pastelartists.ca)

August, September, October, 2013



**Storm** by *Frances Obie*



**Bleak Midwinter** by *Ann Oakley, PAC*



**The English Country Side** by *Susan Moore*



**Silver Ribbons** by *Sharon Fox Cranston, PAC*



## Pastel Artists.Ca

was founded in 1989. First known as Pastel Artists of Ontario, Canada, the name was changed in May of 2003 to Pastel Artists Canada. In August, 2007 it was incorporated under its present name, Pastel Artists.Ca., still expressed as Pastel Artists Canada.

**Pastel Artists.Ca (PAC)** is a mentoring organization and as such we encourage artists at any level to participate in our activities.

### Learning and Fellowship Opportunities

If you are looking to improve your skills or knowledge of the pastel medium, PAC offers:

- workshops with well-known instructors
- local one- or two-day member paint-ins/outs

### Public Appreciation

PAC sponsors two shows a year:

- Members' Show - open to members at any level
- Annual Juried Show - entries are selected by a judge

### Recognition

PAC offers two levels of accomplishment:

- Signature status (PAC)
- Master status (MPAC)

### Newsletter and Website

Our quarterly newsletter and our website offer:

#### Marketing Opportunities

- posting of your teaching workshops
- advertising solo shows
- noting acceptance into various exhibitions

#### Information Resources

- upcoming national and local events
- tips on painting and framing
- new products or marketing information

Past *"Purely Pastel"* newsletters can be viewed on our website: [www.pastelartists.ca](http://www.pastelartists.ca)

### Affiliations

- Pastel Society of Eastern Canada (PSEC)
- International Association of Pastel Societies (IAPS)

Membership is based on the calendar year and renewal is due on January 1st. New members joining after September 1st will have the following calendar year included with the initial membership fee.

Annual Membership: \$50 CAD  
Outside Canada: \$60 US

## PAC Contacts

**Ruth Rodgers**, Halfmoon Bay, BC 778-458-2011  
Director, President [rodgers.ruth@gmail.com](mailto:rodgers.ruth@gmail.com)  
Workshop Coordinator, West

**Christine Brutin**, Simcoe, ON 519-428-5151  
Director, Secretary [cbrutin@kwic.com](mailto:cbrutin@kwic.com)

**Philip Allanson**, Flesherton, ON 519-924-2202  
Director, Treasurer [philip.allanson6@gmail.com](mailto:philip.allanson6@gmail.com)

**Gloria Burgoin**, Ancaster, ON 905-648-6730  
Membership & Archives [burgoin@sympatico.ca](mailto:burgoin@sympatico.ca)

**Cathy Cullis**, Burlington, ON 905-333-5409  
Website Editor [rcullis@cogeco.ca](mailto:rcullis@cogeco.ca)

**June Gauthier**, Flesherton, ON 519-924-2202  
Newsletter/Update Editor [jgautpac@gmail.com](mailto:jgautpac@gmail.com)

**Louise-Ann Guy**, Woodbridge, ON 905-893-7691  
Promotions Coordinator [l.a.guy2@sympatico.ca](mailto:l.a.guy2@sympatico.ca)

**Sharon Fox Cranston**, Bloomfield, ON 613-624-5672  
Publicity Coordinator [sfox@telus.net](mailto:sfox@telus.net)

**Heather Laws**, Toronto, ON 416-948-9236  
Exhibitions Coordinator [heather@lawsporraits.com](mailto:heather@lawsporraits.com)

**Rosemary Simpson**, Burlington, ON 905-335-8074  
Submissions Coordinator [rasimpson@cogeco.ca](mailto:rasimpson@cogeco.ca)

**Fred Fielding**, Buffalo, NY 716-597-1785  
Workshop Coordinator, East [pffielding@gmail.com](mailto:pffielding@gmail.com)

**Maureen Dorinda**, Picton, ON 613-476-1480  
MPAC Coordinator [maureen.dorinda@sympatico.ca](mailto:maureen.dorinda@sympatico.ca)  
DVD Librarian

**Valerie Ashton**, Stouffville, ON 905-640-4664  
Painting Challenge Coordinator [vrashon@rogers.com](mailto:vrashon@rogers.com)

**Vicki Brophrey**, Guelph, ON 519-822-8603  
South Western Ontario Rep [vbrophey@kw.igs.net](mailto:vbrophey@kw.igs.net)



## From the President's Easel

Report from IAPS 2013

My experience at the biennial *International Association of Pastel Societies* (IAPS) convention in Albuquerque, New Mexico was a little different this year for several reasons. First, I had the opportunity to actually facilitate a session (the Presidents' Forum) and, second, I was able to post a day-by-day record of my experiences to our new facebook page! If you haven't already joined us on facebook, consider doing so - it's a great way to stay connected to your pastel friends on a more frequent basis, and to get to know other artists a little better. Many thanks to Heather Laws, our PAC exhibition coordinator, who has voluntarily taken on the management of our social media presence as well!

The facilitation of the Presidents' Forum came my way rather unexpectedly after the death of conference chair Maggie Price, via a panicked email from IAPS vice-president (now president) Liz Haywood-Sullivan, who found herself swamped with new responsibilities and needing help. In previous years, this session consisted of a presentation by a panel of society presidents, and lasted only a few hours. Liz invited me to expand and revamp the format, drawing upon my background in facilitation.

Accordingly, this year we invited three presidents to give sessions on relevant topics (staging a national show by Nicholas Tesluk; getting and keeping members, by Karen Budan; and using digital tools by me), but with the twist that each presenter was encouraged to include an opportunity for participation and input from the audience. My thinking was that having about 30 presidents in the room was an opportunity for resource and idea gathering that was much too good to miss! After the forum, which lasted much of the day, I transcribed all the notes from the three presenters plus the discussions and submissions from the attendees, and posted these back to a distribution list we created of all society presidents. This email list has since become an active place wherein the various presidents can get advice and ideas from each other so that we can all thrive as pastel societies. I am hopeful that this will continue to be a wonderful resource for all IAPS societies across North America between our meetings at IPAS conferences.

A few other highlights from IAPS:

- \* having one of our own (Karin Richter) as a presenter (congrats Karin, I heard your session went really well!)
- \* finally meeting and recruiting Vancouver's Andrew McDermott for PAC
- \* encouraging PAC member Judy Miner to indulge herself and just BUY that Carole Katchen painting of a belly dancer!
- \* connecting with some of our members from the west including Gail Sibley
- \* buying three small paintings from Marla Bagetta's "100" series (did you read the *Pastel Journal* article about her doing the same scene 100 times? She's STILL adding to it!) AND a gorgeous snow scene from Lorenzo Chavez AND a darling small painting from the IAPS show (it was of a middle-aged lady collecting shells on a beach, and the comment by the artist mentioned his love for the lady - his wife - I couldn't resist!). Okay, so I indulged myself in a few retirement presents!

It is with sadness (but understanding) that I announce the retirement from PAC executive duties of Jessie Grant, who has ably managed our exhibitions over the past few years as well as serving as a Director and Vice-President. We will miss her steady presence and careful attention to detail, and are grateful for all her efforts on our behalf. Happily, Jessie mentored Heather Laws into her exhibitions coordinator position before stepping down, so we shall no doubt have a seamless transition. Thank you, Jessie (enjoy your increased painting time) and welcome Heather!

I am, however, very pleased to announce that Fred Fielding has agreed to move into the position of workshop coordinator for the eastern PAC activities. I will be mentoring Fred into this position as we finalize the plans for the October Teresa Saia workshop. I am sorry that details of this workshop have been delayed through a combination of an illness on Teresa's part and my move, but we are close to opening registration for the session, which will be held October 18-20, 2013 in Whitevale Ontario, northeast of Toronto). Welcome Fred!

Valerie Ashton has taken over the Website Painting Challenge leaving Maureen Dorlinda more time to deal with MPAC matters and the DVD Library.

And speaking of my move - I am now located in Halfmoon Bay, British Columbia (on B.C.'s Sunshine Coast, on the mainland north of Vancouver). My studio is jam-packed with boxes and various household goods that have yet to find a home in our as-yet-unfinished house, but I'm sure I'll get it all sorted out someday soon! I hope to be able to continue to serve PAC from here, including increasing our presence and activity in the west...but give me a few months to get my head on straight after retirement and a cross-country move!!


## Membership Report

We have not welcomed our new/returning PAC Members in the newsletter since the February edition. Here the artists who have joined us:

Kara Beckett, Calgary, AB  
Denise Callaghan, Loin's Head, ON  
Dave Denson, Vancouver, BC  
Joan Dickie, Ottawa, ON  
Penny Griffin, Toronto, ON  
Becky Harblin, Norwood, NY  
Joan Larson, Qualicum Beach, BC  
Dianne McGibbon, Oshawa, ON  
Elaine Moroney, Mississauga, ON  
Joan Reive, Belleville, ON  
Carol Lynne Rice, Kingston, ON  
Page Samis, West Vancouver, BC  
Lorraine Young, Edmonton, AB  
Jill Yousie, Oakville, ON

We hope you will enjoy the benefits we offer and that your membership will enhance your painting experience.

If you would like to contact other PAC members in your area please contact Gloria Burgoin (see contact list on page 2 for email/phone).



## Membership News

**Tony Vander Voet**, PAC, MPAC, was elected President of the Ontario Society of Artists (OSA) at the end of June 2013. Congratulations Tony!

The OSA was founded in 1872 and is Canada's longest continuing art society. A province-wide association for visual artists living and working across Ontario, the OSA mandate is to foster and promote the visual arts through exhibitions, special projects and arts advocacy. The OSA membership roster includes more than 200 of Canada's best known painters, sculptors, printmakers and photographers. More information can be found on the OSA website at [www.ontariosocietyofartists.org](http://www.ontariosocietyofartists.org).

**Correction:** The painting of *Akayla* on the front cover of the February newsletter was created by **Sue Evans** not the name ascribed to the work. The error has been corrected in the edition shown on the PAC website.



We asked Sue to send us another one of her paintings. This is *Yeti* a lynx who resides in the Wildlife Centre in Muskoka, Ontario.

**Anne Laidlaw** is the featured artist at the Massey Area Museum Art Exhibition, Massey, Ontario. Anne will be exhibiting 7 paintings. The show will run from August 10 to 25, 2013. There will be 'public jury' prizes awarded.

**Rae Smith** will paint Annapolis Royal on August 17 and 18, 2013. More than 70 artists will paint or carve or shape iron at various sites around the town throughout the weekend. The public is invited to watch the artists at work throughout the day and bid on the completed works displayed each night at the Royal Canadian Legion. Paint the Town is sponsored and organized by ARCAC, and proceeds from the art sales are split 50/50 between the organization and the artists. [www.arcac.ca](http://www.arcac.ca).

**Sharon Fox Cranston**, PAC, has been winning awards. Her pastel painting on Clairefontaine Pastelmat with watercolour underpainting, *Silver Ribbons* (12.5 x 19") won a Juror's Award at the Art in the County Show, which was held in the Lipson Room, 289 Main Street, Picton, Ontario. Also, Sharon's acrylic painting, *In the County VI*, (16 x 16") won a Juror's Award at the same show.

The jurors of the show were McMichael Canadian Art Collection chief curator Katerina Atanassova and her colleagues Peter Large, the past president of the Society of Canadian Artists, and Linda Jansma, the senior curator of Oshawa's Robert McLaughlin Gallery. 192 paintings were submitted, 82 were selected. Five Juror Awards were presented as well as five Honourable Mentions.

The Juror's comment on *Silver Ribbons* was "Masterful use of pastel medium, great sense of movement and fine execution." Sharon said "It was a great honour to be selected for two awards in this show by such eminent jurors." (See *Silver Ribbons* on the front cover.)

Sharon has written an interesting article on participating in downtown Belleville, Ontario, first annual plein air painting festival. Read it on page 11.

**Ann Oakley**, PAC, won second prize in the Dundas Valley School of Art 2013 Annual Juried Show, in Dundas, Ontario, for her painting *Young Maple*.

**Terri Stelfox's** painting *My Dad's Gear* (see back cover) took 1st place in the still life category at the Arts Without Borders Show in Lloydminster, Alberta. The show was at the Barr Colony Museum from June 5 to 21, 2013.

**Rey Baecher**, PAC, Rey is a member of the South Niagara Artists and they opened their Studio/Galleries to the public for the 2nd Annual Studio Tour on August 10 & 11, 2013. The artists live along the shore of Lake Erie from Wainfleet - Port Colborne to Ridgeway, Crystal Beach area, south of Highway 3. See one Rey's paintings on the back cover.

**Eileen Oswald**, PAC, MPAC, has several shows lined up for this Fall. Here are the times and dates:

**Sunday, September 22, 2013** - Art In The Park, Visual Arts Mississauga, 1470 Riverwood Park Lane, Mississauga, ON.

**Saturday, October 19 & Sunday, 20th, 2013** - Lakeshore Art Trail, Eileen's spot is at Sheridan Nurseries, 606 Southdown Rd., Mississauga, ON. For map and info go to: [www.lakeshorearttrail.com](http://www.lakeshorearttrail.com)

**October 28 to November 3, 2013** - The Gallery, Visual Arts Mississauga, 1470 Riverwood Park Lane, Mississauga, ON. A Retrospective of works 1987 to 2005.

**November 8, 9 & 10, 2013** - Creative Studio 19th Annual Show, Visual Arts Mississauga, 1470 Riverwood Park Lane, Mississauga, ON. Opening November 8, 7 to 9 pm. November 9 & 10, 10am to 4 pm.

**Pastel Society of Eastern Canada (PSEC) 18<sup>th</sup> Juried Show "Les Pastellistes" International**, in *Ogilvy's Tudor Hall, Montreal, QC., November 1 to 10, 2013*. This pastel show is a really great experience. On Friday afternoon, the first weekend of November, starts with a portrait paint around, where several portrait artists paint the same model from different viewpoints and styles. Next, is the opening of the show, with 100 paintings on display. Then throughout both weekends, (November 2/3 and November 9/10), there are demonstrations, tours of the show, and it is all FREE!! Downtown Montreal is not too bad a place to be hanging out either. For those interested, I will be demonstrating there on Saturday November 2nd, at 1:30 pm. If you love pastel, you will enjoy this experience. I hope to see you there.

**Margaret Ferraro**, PAC, MPAC.

For more information go to [www.pastelsec.com](http://www.pastelsec.com)

PAC members can now access a **10% discount on regular priced merchandise in-store only at Curry's stores** with a PAC membership card. Cards are no longer routinely issued, as so many members said they didn't want or need them, but if you wish to have a card for this or any other purpose, please email the Membership Secretary, Gloria Burgoin, at [burgoin@sympatico.ca](mailto:burgoin@sympatico.ca) and request one. Unfortunately, Curry's Art Supplies operates stores

in Ontario only, though they do have a good online service for mail-order to other provinces and territories. Please note that this discount applies to in-store purchases only, but if we collectively spend \$20,000 annually at Curry's stores, the society will receive Curry's gift cards at the end of the year to be given as prizes at PAC events.

Our new **Workshop Coordinator, East, Fred Fielding** would like some input from you on what workshops you would be interested in attending if he was able to bring the instructors to the area. He would also appreciate any suggestions on locations to hold workshops.

Would you be interested in a Casey Klahn workshop? Fred has talked to artist Casey Klahn and he is available in the Fall of 2014. Klahn is a great teacher who provides a unique insight into composition and color. You can check his unique style online at <http://thecolorist.logspot.com>. Fred and PAC Member, Susan Moore attended a Casey Klahn Workshop at the Pastel Studio in Cambridge, Ontario. Susan said "He gets you to really relax and open up with your art and use lots of colour! I did a painting afterward put it in a show and sold it! So I was impressed!"

Contact Fred at [pffielding@gmail.com](mailto:pffielding@gmail.com) or 716-597-1785.

## New Pastel Surfaces

### Ultralight Artist Panels:

Light weight and resilient. Multimedia Artboard is mounted on 3/16" acid-free foam core. The foam core mount provides a light weight, yet durable substrate that is perfect for artists who travel.

### Pastel Artist Panels:

Our new panels incorporate our proprietary pastel ground that is silk screened directly on the smooth side of our standard white Multimedia Artboard.

For more information on above products go to

[www.multimediaartboard.com](http://www.multimediaartboard.com)

### Canson Mi-Teintes® Touch:

The unique surface texture of Mi-Teintes® Touch allows for many creative possibilities and layering of pigments. Mi-Teintes® Touch sheets and boards retain all dry pigments because they have micro abrasive surfaces created by a sanded primer. Mi-Teintes® Touch is the ideal support for dry pastels. Available in 14 different colors in both 20x30 boards and 22x30 size sheets.

For more information on this product go to

[www.cansonstudio.com](http://www.cansonstudio.com)

## The Home Studio Gallery

by Michael Chesley Johnson, MPAC, PSA

As artists, whether professional or amateur, we must figure out what to do with all those paintings piling up. If you are like me, friends and family already have more Christmas gifts than they have wall space for. Galleries will take only so many paintings, and few in this economy are looking for new artists, anyway. One solution is to sell the paintings on your own. You will not only clear out some closet space but refresh your fund for art supplies as well.

Although there are many different ways to sell art, the venue that works best for me is the home studio gallery. I do not have to pay out a commission to a gallery owner; I have total control over marketing and the "look and feel" of the gallery; there is no competition with other artists on the walls; and because the gallery is both my studio and home, while watching the gallery I can paint, do the laundry or prepare dinner. Of course, in order for this concept to work, one needs to live in the right place. I split my year between Campobello Island, NB, and Sedona, AZ - two areas that are popular with tourists and second-home owners.

Both of my galleries (Friar's Bay Studio Gallery in New Brunswick and Pumphouse Studio Gallery in Arizona) are set up in a similar way. I keep regular hours but make sure I have blocks of time when I am not open so I can work without interruption on large studio projects. Still, I let it be known that I am available by appointment. Rack cards with hours and directions go to all the businesses and visitor information centres.



Although I believe in selling only original art, I do have something for everybody - greeting cards with some of my more popular images and small, matted originals that are

reasonably-priced. I prefer cash or cheques, but I do take credit cards. However, rather than set up a merchant account with my local bank, which can be expensive, I simply use Paypal. I am also equipped to ship work, and I have an ample supply of foamboard, glassine and cardboard boxes. I always prefer to ship my pastels unframed, if possible, but fortunately, most visitors carry away the paintings with them.

There are so many aspects to running a business that it is impossible for me to cover them in a short article. But one thing that has always been a major issue for me is the displaying of unframed pastels. I would, of course, like to display all my pastels framed, but I can't afford to frame so many. Also, should the customer prefer a different frame, re-framing is impossible because I don't have an inventory of pastel frames. (If someone wants a different frame, I will gladly sell the piece unframed, minus the cost of the frame.) So, when you come to either of my galleries, you will see a few pastels nicely framed among the oil paintings, but the majority of them will be unframed.



Although I do work larger, I tend to paint in two sizes - 5x7 and 9x12. (Most of my pastels are painted en plein air.) For the 5x7s, I purchase 8x10 pre-cut acid-free mats, which have a 5x7 opening, with backing board. I mat each pastel and then slip it into a plastic bag. These are from Clearbags.com. Because I use a sanded paper with an aggressive tooth and give each painting a *thump* on the back to dislodge loose dust, static is rarely an issue. I let buyers know that, should some dust get on the mat, a clean eraser will remove it. I also suggest that they frame the matted painting in a standard 8x10 frame as soon as they get home.

The 9x12s can also be handled this way, but because they are larger, more of the painting is exposed to the plastic bag, and static is a problem. So, I do not "bag" my 9x12s.

Instead, I hang them from a string with clothespins. When a customer buys one, I wrap the front with glassine and then tape it securely in a sandwich made of foam-board. I include a set of directions for the framer, just in case the framer is unfamiliar with pastels.



This is a perfect way to display pastel paintings in a home studio gallery environment. Visitors to your studio are not expecting to find the equivalent of a big city gallery complete with track lighting and jazz playing in the background. They love to meet the artist in his natural habitat. If things look a little rustic, that's all the more inviting - but do make sure that you are organized, professional and ready to make a sale.

By the way, the home studio gallery concept has worked so well that I am opening a third, just across the border from Campobello Island in Lubec, Maine. Both locations have different clientele, so by spending time at each of them - a few days here, a few days there - I will maximize my exposure. My wife, Trina, will help run the Maine gallery when I am not there. And how do I manage three studios? Well, that is a different article!

#### More About Michael Chesley Johnson

Michael is also a Contributing Editor for The Artist's Magazine, a frequent writer for Pastel Journal and author of Backpacker Painting: Outdoors with Oil & Pastel. He teaches plein air painting to small groups out of both his summer and winter studios. (See [www.PaintSedona.com](http://www.PaintSedona.com) and [www.PaintCampobello.com](http://www.PaintCampobello.com) for details.) For more information, please visit [www.MichaelChesleyJohnson.com](http://www.MichaelChesleyJohnson.com).

#### **Note:**

Michael is the Juror for the PAC "Purely Pastel" 22nd Annual Open Juried Exhibition held in the Milton Centre for the Arts, October 15 to November 31, 2013.

See page 11 for information on Michael's Fall/Winter Plein Air Workshops.

## Studio Lighting and Gallery Display

by Ruth Rodgers, PAC, MPAC

In a previous posting to the membership, I asked for advice on lighting and display options from the PAC members. Sally Jackson, our former president, sent me a link to AS Hanging systems company ([ASHanging.com](http://ASHanging.com)). Upon being contacted, the company sent me a great package of samples, and I have now settled on a rail and rigid rod/clip hanging system that will give me ultimate flexibility in arranging and re-arranging the works in my gallery space. The company is online-ordering only, and will send you the materials customized to fit your needs. It is not overly expensive, either, so I am looking forward to a system that is more sophisticated than random nails!

Several people weighed in on lighting (thank you!), and I have ended up with a combination of balanced-spectrum fluorescents for general lighting in the studio area, and adjustable halogen track lighting in the gallery area...in fact, the electrician is installing these as I type this! When the studio/gallery is finally actually organized and ready for visitors, I will post some photos of the finished look.

As far as the rest of the choices, I went with a sheet vinyl flooring in a mottled pattern that has no repeat (looks a bit like distressed leather) to hide the seams and the eventual pastel stains! The walls are a pale gold lifted from the flooring - a warm neutral that should be easy on the eyes while painting and showcase the works in the gallery too, I hope. Framed works not on display will be stored in a two-tier deep alcove area; unframed works will be displayed on a series of narrow shelves on one big wall, and supplies (papers) will be stored in a large worktable with big drawers underneath. Hope this will keep me better organized!

We would love to see other PAC members' studios and hear about your options for working, lighting, storing and displaying pastels. Send ideas and photos to June (contact addresses on page 11) and we will include a selection in a future issue.





McMichaels Art Gallery  
Kleinburg, Ontario

## Have you noticed all the books about the group of Seven lately?

by Margaret Ferraro, PAC, MPAC



Art Gallery of Ontario  
Toronto, Ontario

Last December, I was teaching at the JEH MacDonald house in Thornhill. Every day, students were bringing in books about the group of 7. We read from each book, in reference to Jim MacDonald and particularly art creations and events around his house. We were all taken by the spirit of important art events going down, right where we were now creating. We felt the bigness of the history of Art there, and how, in some small way, we were now connected to the ones who came before us.

They created with all their passion and I sucked it up. Over lunch one day, long time student of mine, Alyson Wiley mentioned she would love to do something with me workshop-wise as she is a docent at AGO. Sitting beside me was another long time student of mine, McMichaels docent, Cheryl Ward. Instantly, a new workshop was born and we have been having Skype meetings to put it all together ever since. We all live in different areas but with computers communication is a snap!

The Workshop is called Pastel and Plein Air: In the Spirit of the Group of Seven and it will take place, September 16 to 20, 2013 in J.E.H. MacDonald House, 121 Center St., Thornhill, Ontario.

As the Autumn leaves turn to reds and rusts, we will for a week study the Group of Seven. We will focus on their small studies done on location. Cheryl Ward, will lead us through the McMichaels Art Gallery, paying special attention to the location and studies on the Group of Seven available for viewing there. Then Alyson Wiley, will take us through the Art Gallery of Ontario (AGO) pointing out the detail of the location and studies of the Group of Seven collection held in their collection.

J.E.H. MacDonald house will be our central meeting place. There will be a short lecture every morning over coffee at the house, followed by plein air painting in the general Thornhill area and a critique at the end of each day as well. Tuition for this workshop includes the entrance fee to the AGO, McMichaels and lunch followed by a special tour of the historic arts and letters club, where the group of seven was hatched.


I am very excited about this workshop and have been reading and learning so much about the group. What is interesting to me is that they lived not that long ago and it is so easy for us to relate to their mission of defining our land in their own way. I am now just reading of their struggles during the great war, and how negatively you were affected whether you were active in the war or not. I cannot help but wonder what the group would have done with a nice set of Terry Ludwig's pastels in their hands - as I find pastel such a convenient medium for painting on location. Could you imagine Tom Thompson's intense fall trees in pastel! Whew!



The Tangled Garden  
by JEH MacDonald



JEH MacDonald House  
Thornhill, Ontario



Jack Pine  
by Tom Thomson

Unfortunately when Margaret sent this article in for the Newsletter this workshop was full. Maybe next year?



## PAC's

### Website News

by Cathy Cullis, PAC MPAC

[www.pastelartists.ca](http://www.pastelartists.ca)

#### Results of Challenge 7 - Spring 2013

Master Pastellist Tony Vander Voet has singled out three images for special comment but has also offered some excellent tips for some of the additional entries. Visit the Home page to see how the images submitted captured the spirit of Spring and what Tony has to say about them.

#### Challenge 8 - Summer 2013

The particulars for the Summer challenge are posted right next to Challenge 7 results. The Summer challenge focuses on the subject of water. Submissions will be reviewed by MPAC Master Pastellist, Roberta Combs. To view Roberta work go to - <http://artists.ca/combs>. Get your pastels out and start painting. Send submissions to our new Challenge coordinator Valerie Ashton, before September 1, 2013 at [vrashton@rogers.com](mailto:vrashton@rogers.com).

#### PAC Members' Show

The show was held at the Alton Mills Art Centre, Alton, Ontario, April 2 to 28, 2013. A slideshow of all the paintings entered in the show is posted on the home page. Do take a look if you have not already done so. Our members have outdone themselves this year. It was an outstanding show!

#### 22nd Annual Open Juried Exhibition 2013

The deadline for entry in this year's exhibition has now passed. We will be anxiously awaiting the judges decision and look forward to posting the results on the website after the official opening of the exhibition on Thursday, October 17, 2013.

#### Workshops

Rumour has it that we have a fall workshop in the works. Keep an eye on our workshop page for the details and registration forms.

#### Exciting News for members!

Details and information for our new **Online Members' Only Show** in 2014 will be worked out shortly and posted to the website. Keep an eye on our exhibition page for details of this exciting new venture!

#### Newly posted

Want to know more about the pastel medium and discover the who, what, where of past and present pastel artists? Take a look at PAC President, Ruth Rodgers' article, *The Potential of Pastel*, originally created for the AFAC

Conference in 2011. The article is posted on our 'Tutorials' page, over on the right-hand side.

#### Calendar of Events

Members are not taking full advantage of the 'Calendar of Events' page. Members have the opportunity to post information on shows they have been accepted into or any workshops that they may be offering. To enter information just go to our 'Members Only' page and login using your personal password. Entering the information is easy. Give it a try!

#### The PAC Lending Library

We have five new additions to our lending library. DVDs with artists Stephanie Birdsall, Doug Dawson, Claudia Seymour and Albert Handell have been added to our list. Visit the home page for details and order form for these new DVDs.

**BIRDSALL, STEPHANIE**, *Pastel Techniques for Plein Air Painting*, Value \$30.

**BIRDSALL, STEPHANIE**, *Underpainting Techniques for Successful Pastels*, Value \$30.

**DAWSON, DOUG**, *Plein Air Pastel Painting*, Value \$30.

**HANDELL, ALBERT**, *In the Cedar Grove At Point Lobos, Pastel Painting Demonstration*, Value \$70.

**SEYMOUR, CLAUDIA**, *Pastel Painting Techniques: Still Life Flowers* (2 copies) Value \$30.


All DVD's are lent to PAC Members at no cost. PAC will mail the DVD to you at our expense and you will return it to PAC at your expense. See website for full details.

#### Canadian Calls for Entry.

If you know of any shows that we have not listed in our Calls for Entry section on the 'News' page, send the information along!

Quote from Robert Genn:

The wilful artist marches to his own drummer. As in the composing of music, in pure and practical terms, the resulting work will be the painter's own composition.



**In the Fast Lane**

by Maureen Dorinda, PAC, MPAC

## **Downtown Belleville, Ontario First Annual Plein Air Painting Festival**

*by Sharon Cranston, PAC*

Belleville's waterfront trails and old east hill came alive with artists painting en plein air on May 31 and June 1 and 2, 2013. The area is not only rich in natural beauty but it is also steeped in history and filled with historical architecture that has inspired many artists.

I participated in the Painting Festival. There were 52 artists registered, some coming from as far away as British Columbia. Artists had Friday and Saturday from 8:30am to 8:30pm and Sunday morning to complete up to two paintings for submission to the jury by noon on Sunday.

There were 4 zones for artists to paint in, mostly within the heritage downtown area and the waterfront. At 4pm on Sunday, 84 paintings from the festival were on display in Dinkles Restaurant in Belleville and the winners were announced. The artwork was amazing, very diverse with sizes ranging from small 8" x 7" paintings all the way up to a 3' x 4' oil. The awards were very generous: 1st prize - \$2,000, 2nd prize - \$1,200 and 3rd prize - \$500.

I very happy to say that the painting I completed on Friday won second prize. First prize went to a wonderful oil painting and I am pleased to tell PAC that the third prize went to a pastel painting!



*Lazy, Hazy on the Bay* (16 x 16") Acrylic

The Competition was wonderfully run by the Belleville Downtown Improvement Area (BDIA). It was a well

organized, fun weekend and I would recommend anyone who enjoys plein air painting and it was a fun weekend. I would encourage members of PAC who enjoy plein air painting to think about participating in the 2014 Festival. It is only \$30.00 to register, so mark your calendar for next year! For more information

[www.bellevillepleinairfestival.com](http://www.bellevillepleinairfestival.com)

## **Painting, Touring and Tasting in Southwest France with Margaret Ferraro, PAC. MPAC**

- departing on Tuesday, October 15 returning Saturday,  
October 26, 2013.

Although I have lead groups to this lovely spot in southwest France many times now, I am really psyched about October. I have never been there in the fall and we will see colour! Apparently it is wild mushroom, fig and plum season and I am sure we will be sampling these in traditional French dishes. The last few times I have taken a group to France, we have had a lovely stop on our way to le vieux Couvent, by way of Albi, home of Toulouse Lautrec. The Toulouse Lautrec Museum is in a really impressive position within the city, right beside the massive very old Basilica Albi. This Basilica took almost 200 years to build and was completed in 1480. The Museum itself is a former palace and boasts over 1,000 pieces of work by Toulouse Lautrec, including several very large pastels. There is also a pastel manufacturer there too. You do not have to go far in France to find many artistic footholds. I still have a couple of spots left on this trip if anyone is interested.

Our plein air painting trip starts at the Toulouse International Airport, and start our journey to Fraysinnet, about 90 minutes north of Toulouse. We will spend ten days getting to know the Lot Valley, in the Dordogne region of southwest France. We will be painting in and around our retreat headquarters, a series of stone buildings, all between 300-600 years old. We will also be venturing out to nearby quaint locations such as towns, markets, the rural countryside, as well as a few excursions. These excursions could include pre-historic caves, medieval chateaux, churches, ruins, and some really picturesque geography. We will be drawing and painting everywhere we go, as well as enjoying fabulous French food, and each others' company.

Cost of this all inclusive tour is \$2750 plus airfare. To find out what is included in this price, or what is not included, visit [www.levieuxcouvent.com](http://www.levieuxcouvent.com). For more information on this trip, just give Margaret a call: 613 839-5241 or email [margferraro@xplornet.ca](mailto:margferraro@xplornet.ca) website: [www.ferraro-art.com](http://www.ferraro-art.com)



**Fall/Winter Plein Air Workshops  
with  
Michael Chesley Johnson MPAC, PSA**


It is not too early to start thinking about making a trip to Sedona, Arizona, this fall or winter for one of Michael's outdoor painting workshops. Workshops run from November 2013 to April 2014. During the week, you will explore some of the best south-western scenery around. Red rock formations, shadowed canyons and the graceful sycamores of Oak Creek are some of the subjects you will paint. Although the workshops are mostly for intermediate to advanced painters, some "all level" weeks are scheduled. Michael specializes in small-size workshops - workshops are limited to 4 students and run four half-days. Although all media are welcome, Michael will be happy to do a pastel-only workshop if 4 students will commit to it. Get your PAC friends on board! Cost \$300. For full details, visit [www.PaintSedona.com](http://www.PaintSedona.com)



A Chapel  
in  
Sedona, Arizona

**A Special Thank You -**

to everyone who took the time to send in the articles and news that fill this newsletter. Remember this is your newsletter without your in-put there will be no 'Purely Pastel' Newsletter.



**Next Newsletter  
Deadline  
October 15, 2013**

**Newsletter by Mail or Email or Both?**

If you would like to receive your newsletter by email, we will move you from the mailing list to the email list or if you prefer be on both lists. The advantage of receiving the newsletter by email is all images show up in colour.

Contact me at: [jgautpac@gmail.com](mailto:jgautpac@gmail.com).  
Or by mail at: June Gauthier  
794166 East Back Line, RR3  
Flesherton, ON. N0C 1E0

**Because I needed a cool break!  
And Glenna Krusberg, PAC, paints wonderful cool.**



Winter Trail, Wakefield



Winter Rocks



**Lemons** by Anne Laidlaw



**East River** by Rae Smith



**My Dad's Gear** by Terri Stelfox



**Rainy Night** by Valerie Ashton, PAC, MPAC



**A Red Bird** by John Huang, PAC



**Tropical Delight** by Rey Baecher, PAC